

## Guide Tour of wiSlide

Ready? GO!

### Getting Started

1. Choose your game mode and level.



2. Follow the on-screen instructions to set up the Smart Board

\*The Klotski pieces size and placements must match the requirements of the screen to avoid errors that may stop the game from getting started.



3. Press the OK button to start the game, initiating the timer.



4. Victory.



**Cautions:**  
Auto-sleep after 1 minute of inactivity,  
auto-shutdown after 30 minutes of inactivity.



Please scan the QR code to download and install the SlideVerse App.

### WARNING:

CHOKING HAZARD-Small parts. Not for children under 3 years. Packaging contains crucial information. Please keep for reference.

This device complies with part 15 of the FCC Rules. Operation is subject to the following two conditions:

(1) This device may not cause harmful interference, and this device must accept any interference received, including interference that may cause undesired operation.

FCC ID:2AT27-SWIFT-B-001

### Basic Battery Parameters:

Battery Capacity	400mAh	Charging Current	500mA
Charging Time	2 Hours	Battery Life*	≈15 Hours

\*Actual battery life may vary depending on screen brightness and volume settings in different scenarios.

### Maintenance and Care

After each use of the product, please kindly use dry cleaning cloth to wipe away surface stains and dust before placing the klotski pieces and smart board back into the storage bag.


### FAQs:

1. Unable to power on. This may be due to a low battery power. Please connect the USB Type-C charging cable for recharging before use. If the device has not been used for an extended period, the battery may be depleted. In this case, connect the charging cable and wait several minutes for the screen to illuminate.

2. Unable to connect. Please ensure that the wiSlide is powered on. If it is already connected to another device, it must be disconnected before another device can detect it. For Android devices, please confirm that the location function is enabled and the app has been granted location permission.

3. Inconsistency in klotski pieces layout. According to the rules of Klotski, Klotski pieces should not leave the smart board. If a Klotski piece leaves the smart board, a piece jumps, or if any other uncommon movement causes a discrepancy between the on-screen Klotski piece layout and the actual board layout, you should follow the on-screen prompts and reposition the Klotski pieces on the board to continue the current game.

4. System error. When unable to power on/off, you can forcefully shut down the system by press the power button for more than 10 seconds, and then press the power button to turn on again.



# Swift Warriors Quick Start Guide

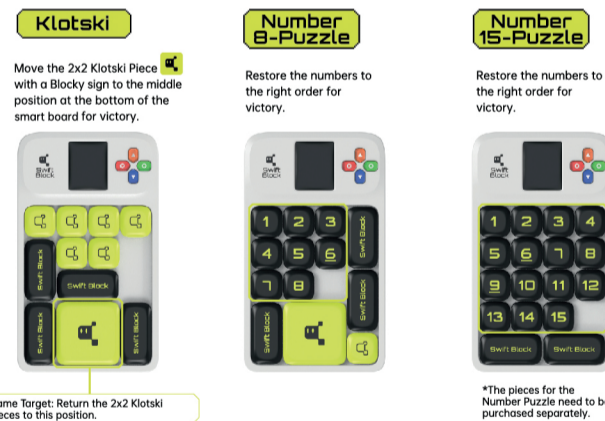
## wiSlide Manual



- In the cosmos exists a mysterious organization known as the "Swift Guardians" dedicated to safeguarding universal peace. Its members are called "Swift Warriors". Among them stands Blocky, renowned for extraordinary intellect and the ability to unravel any unsolved mysteries.
- One day, Blocky receives an urgent mission from Earth: a mysterious force is invading the planet. It seeks to control humanity by sealing off various Earth nations. Bearing this heavy responsibility, Blocky must utilize his intelligence to unlock the sealing mechanisms on Earth one by one and rescue its people.
- wiSlide is one of the mechanisms used to Earth's confinement, and solving it is Blocky's current top priority. Now, Blocky extends a formal invitation to you: please open this "Swift Warriors Quick Start Guide", join the Swift Guardians, and together with Blocky, save the world!

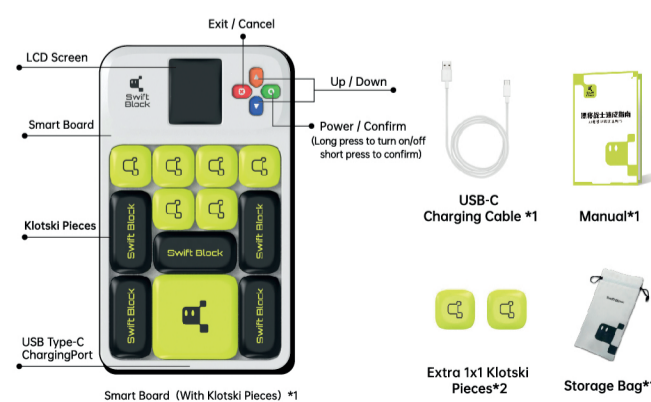
## Dear Swift Warrior

Thanks for accepting the Blocky's invitation to embark on the puzzle-solving journey of wiSlide. Please accept 3 puzzle challenges:



## Mystery of the wiSlide & Kit

You should have received the following items in your wiSlide Kit



## Mystery of the Features

More features are waiting for you to unlock!

### Main Features




### Additional Features

- Supports 6 languages: Chinese (Traditional & Simplified)/English/French/German/Spanish/Japanese
- 15 Levels of Brightness Adjustment
- 15 Levels of Volume Adjustment
- Remaining Battery Level Indicator

## Mystery of the Game Modes

Offline & Online, it's all up to you!

### 1. Offline Mode



### 2. Online Mode



By connecting to the SlideVerse App, you can sync with the wiSlide in realtime. SlideVerse App: Without connecting to the wiSlide device, you can still experience the challenge mode, socialize with friends, and enjoy some of the AI tutorials by simply opening the app.

### How to connect ?

